

# HabasitLINK<sup>®</sup> accessories – 1/2" pitch belting Flights and side guards M1200

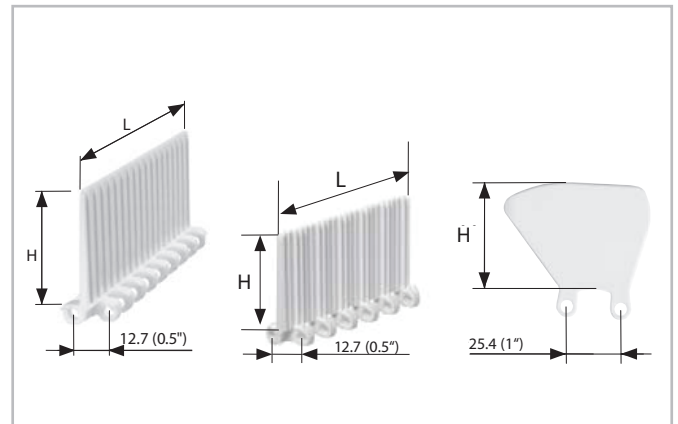


Your Source For Habasit  
Belting And Chain

www.StilesEnterprises.com • 1-800-325-4232

HabasitLINK<sup>®</sup> modular belts are available with flights to convey products on inclined conveyors. The flight modules are injection-molded one-piece designs that, when assembled, become an integral part of the belt. Flight modules are designed with ribs on one or both sides (no-cling) for improved release of wet or sticky food products and can also be cut to nonstandard heights. The flights fit all series M1200 belts except M1230, side guards fit to M1220 only.

	Flight straight ribs on one side		Flight straight ribs on both sides		Side guards
Code	M1220F05		M1234F05		M1220G05
height H length L	H	L	H	L	H
mm	50	150	50	100	50
inch	2	6	2	4	2



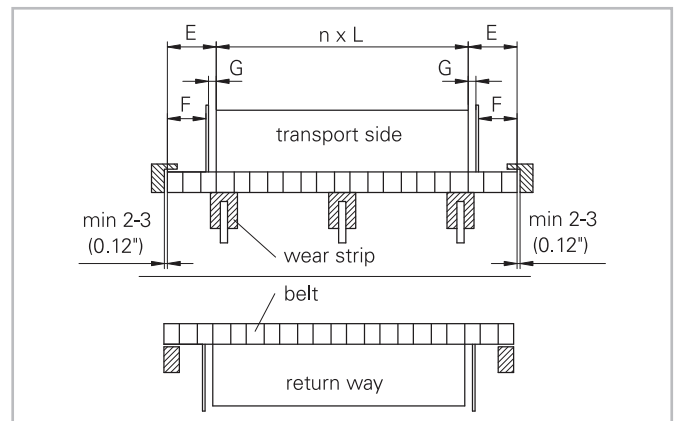
M1220F05

M1234F05

M1220G05

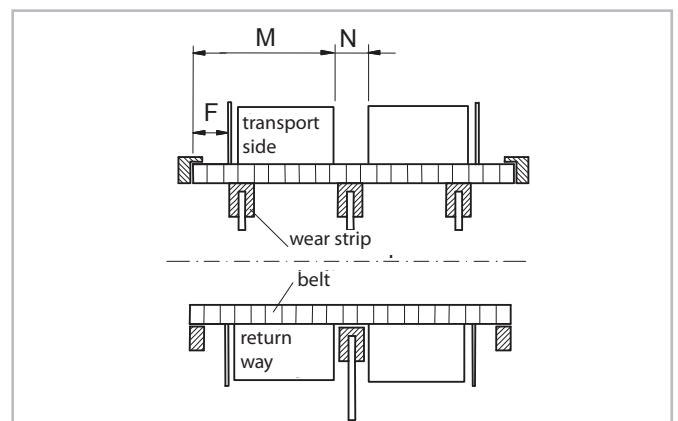
## Indents (E)

The flight indent E is the distance between the edge of the belt and the edge of the flight. It is required for adequate support of the belt on its return way and hold-down during back bending applications (elevators). On short conveyors or with special support structure, the flights may also be applied over the full belt width (E = 0).



## Notch (N)

The notch N is a gap in each row of flights, longitudinally aligned to allow the support of belts wider than 600 mm (24") on their return way or in backbending applications. The notch width (N) and the distance (M) from the belt edge is a multiple of the link increment 16.67 mm (0.66"). For M1200 series the minimum notch width is 33.3 mm (1.31").



## Installation of flights and side guards; indents

The side guards have a pitch of 25.4 mm (1"), that is twice the module pitch. Therefore only one link per module needs to be cut for the side guard installation. This special solution provides higher strength. The smallest applicable sprocket size is M12S15 (15 teeth). The distance  $E_1$  between the flight end and the hold-down and support-shoes/wear strips should not be smaller than 5 mm (0.2"). For further details see Assembly Guide.